

WELCOME PARENTS

A graphic with a light yellow background containing the text "Kindergarten... Here We Come!" in a colorful, playful font. The letters are in various colors including red, green, blue, and pink, and have a slight shadow effect.

Kindergarten...
Here We Come!

Kindergarten Parent Meeting/
Hands-on Workshop
April 4, 2023
6:00pm

Introductions

- Dr. Yolanda Bracey, Director of Primary Education/High Ability Coordinator
- Kathi Tucker, Principal @ Homan Elementary
- Alison Mazurkiewicz, Assistant Principal of Special Education
- Lisa Alessandri, Elementary Math Coach
- Kim Yelich, Kindergarten Teacher @ Watson Elementary
- Liz DeVries, English Language Learners (ELL) Coordinator
- Elizabeth Vossos, ELL Specialist Teacher @ Bibich & Watson
- Tina Ostrom, ELL Specialist Teacher @ Homan & Peifer

Lake Central Enrollment Fall 2022

LCHS Students	3082
Middle School Students	2746
<u>Elementary Schools Students</u>	<u>3266</u>
Total Students	9094



Kindergarten

Average
Class Size:
19 Students



Eligibility Date

Students **must** be 5 by
August 1, 2023



In case you missed enrollment



- How many of you have not enrolled your students?
- Please stay after and we'll review the enrollment procedures with you.

Kindergarten Costs

- 2023/2024 textbook rental fees will be set later this spring.
- Currently it is:
\$158.40 FDK
- Individual Supply List





The Introduction to School-based Learning

Welcome to Kindergarten



KINDERGARTEN

Kindergarten Program

- Arrival 8:00
- Dismissal 2:40
- 55 minute lunch/recess
- Attend Art, Music, P.E., Library, Computers



Transportation

Kindergarten Bus Orientation

Monday, August 14, 2023

10:00 AM

Transportation Department

Monday - Friday -- 6am-5pm (219) 365-3141

Find out bus number and practice before first day of school


[Click here for more information on what school your child will attend or what their bus number will be or if they will be able to receive bus transportation.](#)



First Day of School

Tuesday, August 15, 2023

It was the best of times, it
as the worst of times



Avoiding Separation Anxiety

- Picture of Family in Folder
- Read a book about starting Kindergarten
- Put your child in a summer library program, sport or town program so they can interact with other kids as well as separate from you
- Make up a fun goodbye routine and practice it (Kiss or special wave or handshake)
- Keep calm during separation
- Leave promptly do not linger
- No crying!



Tips on how to prepare your child for Kindergarten

- | | |
|--|--|
| <ul style="list-style-type: none">• Kid friendly supplies<ul style="list-style-type: none">– Practice using the supplies– Backpacks large enough to hold a folder– Make sure all supplies are labeled– Practice putting papers in a folder correctly• Practice good eye contact with your child• Practice giving your child a 2 step direction• Practice cutting & pencil grip• Practice waiting their turn | <ul style="list-style-type: none">• Have your child clean up their own messes• Drive by their new school or play on the playground during the summer-review playground rules• Find the outside entrance to the school• Write name and recognize name• Have a practice lunch to see if they can independently open up items• Ask Preschool teacher about their readiness |
|--|--|

First Week of School Tips

- Ride the Bus the first week
- Order School lunch to practice-Lots of extra hands
- Read the lunch menu every morning so your child knows what to order.
 - Label everything-child's name, teacher's name, lunch money
- Talk to your child's Preschool about their readiness
 - Notes should have child's full name and teacher's name on it
 - Peanut Allergies can sit at a special nut free table
- Arrive at school on time





Reading to
your child daily
is the best
thing you can
do for your
child

Questions to ask child
while you are reading
to them

Great books to read
to help your child feel
comfortable about
starting school

Activities to do when you
read a book with your
child

Health and Hygiene

Good bedtime routine: the first two weeks are tiring Kindergartners should get 10-12 hours a night	<u>Shoes</u> <u>Velcro helps if they cannot tie shoes</u> easy video to tie	List any medical issues on Skyward and inform the teacher.	<u>Illness Policy</u>
Sneezing & Blowing noses	Putting items in their mouth and nose	<u>Bathroom needs</u> <u>independently</u>	Pack a spare pair of clothes
Buy clothes that allows them to dress themselves independently	Practice putting on coat (sleeve) zipping-where to put hat and mittens	Keep Skyward updated with contact information in case of illness or emergency	We do not play in the snow

More Kindergarten Resources

Just scan the QR code or type in the address below for additional kindergarten resources



<http://bit.ly/LCSCKDG>

Indiana Department of Education Kindergarten Information


Games to Play at Home with your child
 Videos are below with recording sheets if needed use throughout the school year. These can
 be adapted to letters, numbers and sightwords.

<u>How to stretch out words</u>	<u>Correct Letter Formation</u>	<u>Letter and Sight Word Jenga</u>
<u>Sight Word Cup Game</u>	<u>Number Identification Game</u>	<u>Letter Car Park Game</u>
<u>Letter Soup Game</u> <u>Alphabet recording sheet</u>	<u>Tic Tac Toe Sight Words</u>	<u>Peeps Sidewalk Game</u>
<u>Tic Tac Toe letters</u> <u>Tic Tac Toe Recording Sheet</u>	<u>Cup Counting on Game</u>	<u>Counting On Game to play while driving Video 2</u>
<u>Finger Flash Video with Miss Yelich</u>	<u>Lego Counting Game</u>	<u>Counting to 100 Dice Game Recording Sheet</u>

Games to Play at Home with your child

<u>Guess the Number</u>	<u>Shaving Cream Game</u>	<u>Subitize Game</u>
<u>Bear in the Cave Game</u>	<u>Counting On Car Game</u>	<u>Spill the Beans Letter Game</u>
<u>Back Rub letter and Number Game</u>	<u>Sorting Game</u>	<u>Baseball sound Game</u>
<u>Flyswatter letter, number and sight word</u>	<u>Roll the Dice Game</u> <u>Shape Dice game name and roll</u>	<u>Number Sight Word chalk Game</u>
<u>Glowstick Letter Game</u>	<u>Chalk Game</u>	<u>Mirror Sound Game</u>

Videos and games that explain our Kindergarten Standards & daily activities

<u>Counting and Sorting Activity</u>	<u>Finger Flashes</u>	<u>Greg Tang Game: Ten-frame Mania</u>	<u>Letter or Sight Word Easter Egg Games</u>
<u>Oral Sounds Chart</u> <u>Oral Sounds Video</u>	<u>Correct Way to Hold a Pencil</u>	<u>Fine Motor Fun Ideas</u>	<u>Slinky Sounds Game</u>
<u>Correct Letter Scissor Pencil Formation Video</u> <u>Scissor Sheets</u>	<u>Educational Apps</u>	<u>Speech and Language Handout</u>	<u>Post-it Note Mixed Up Name Game</u>
<u>Quick and Easy Language Games</u>	<u>Sight Word Dice Games</u>	<u>Dice Game Subitizing</u>	

Ideas for At Home Math Activities

- Counting on: Race to 100 game
- Counting on from any given number within 100
- Practice ways to make 5: Combinations of 5 dice game
- Use fingers to make flashes of numbers
- Practice how to decompose numbers
- Practice making a number with objects and finding 1 more/1 less

Lake Central School Corporation

HOME LANGUAGE SURVEY

The Civil Rights Act of 1964, Title VI, Language Minority Compliance Procedures, requires school districts and charter schools to determine the language(s) spoken in each student's home in order to identify their specific language needs. This information is essential in order for schools to provide meaningful instruction for all students as outlined Plyler v. Doe, 457 U.S. 202 (1982).

The purpose of this survey is to determine the primary or home language **of the student**. The HLS must be given to all students enrolled in the school district / charter school. The HLS is administered one time, upon initial enrollment in Indiana, and remains in the student's cumulative file.

Please note that the answers to the survey below are **student-specific**. If a language other than English is recorded for ANY of the survey questions below, the WIDA Screener will be administered to determine whether or not the student will qualify for additional English language development support.

Parents - please answer the following questions regarding the language spoken by the STUDENT:

Name/Birthdate

1. What is the native language of the STUDENT?
2. What language is spoken most often by the STUDENT?
3. What language(s) is/are spoken by the STUDENT in the home?

By signing here, you certify that responses to the three questions above are specific to your student. You understand that if a language other than English has been identified, your student will be tested to determine if they qualify for English language development services, to help them become fluent in English. If entered into the English language development program, your student will be entitled to services as an English learner and will be tested annually to determine their English language proficiency.

Parent/Guardian Name:
Parent Electronic Signature:

Date:



Get Involved

- All our schools have great PTO's
- Classroom volunteers-at home or at school
- Room parents
- Chaperone field trips
- All volunteers in the LCSC will need a criminal background check



**If you have any questions after tonight,
please don't hesitate to contact your
child's school.**

Bibich (219) 322-1185	Homan (219) 322-4451	Kolling (219) 365-8577
Peifer (219) 322-5335	Protsman (219) 322-2040	Watson (219) 322-1365

Extras

<p><u>The</u> <u>Adventure Club</u> <u>before and after school</u> <u>daycare located in each</u> <u>building</u></p>	<p><u>Transportation</u></p>	<p><u>Tips on Making</u> <u>Kindergarten</u> <u>Successful</u></p>	<p><u>Food</u> <u>Service</u> <u>and</u> <u>Menus</u></p>
<p><u>Kindergarten</u> <u>Math</u> Standards</p>	<p><u>Early</u> <u>Entrance</u></p>	<p><u>Listening and</u> <u>Language</u> <u>Development</u> <u>Activities</u></p>	<p><u>Lake Central</u> <u>Kindergarten</u> <u>Sight Word</u> <u>List</u></p>
<p><u>Kindergarten</u> <u>Literacy</u> <u>Standards</u></p>		<p><u>English</u> <u>Language</u> <u>Learners</u></p>	<p><u>Lake Central</u> <u>2023-2024</u> <u>School</u> <u>Calendar</u></p>

Questions?



Thank you for joining us this evening as we begin our partnership to support and create a lifelong love of learning with your child.

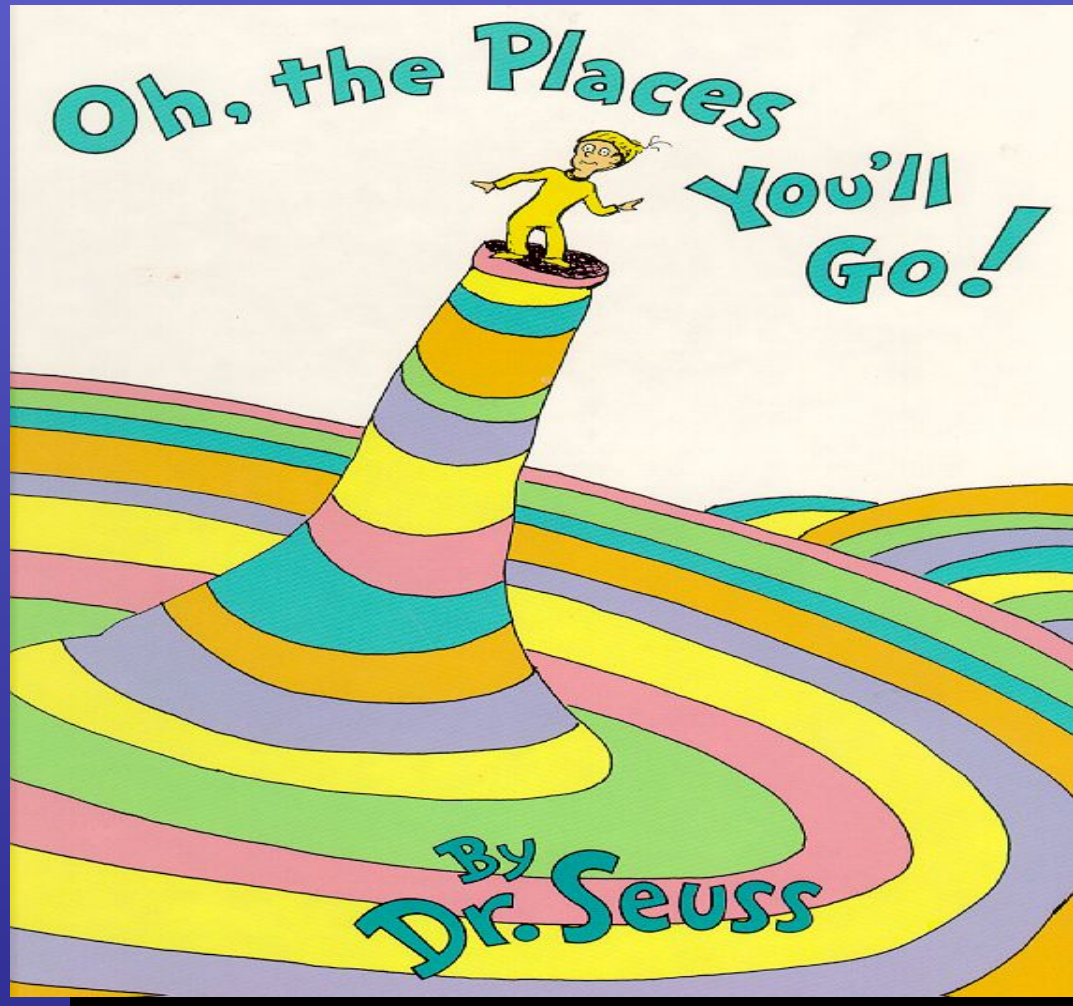
We will be working together to help your child be successful at school.

Tonight we are setting the stage for that success.



Only use the next slides for
those who need to review the
enrollment process

Kindergarten Enrollment




In case you missed enrollment

- **Kindergarten Online Enrollment**

Opened on March 20

- **Process** - Have all documents needed before starting the process. If you do not have all the necessary documentation, your enrollment will not be processed and you may have to start over.
- **Assistance** - Call your child's home school for assistance



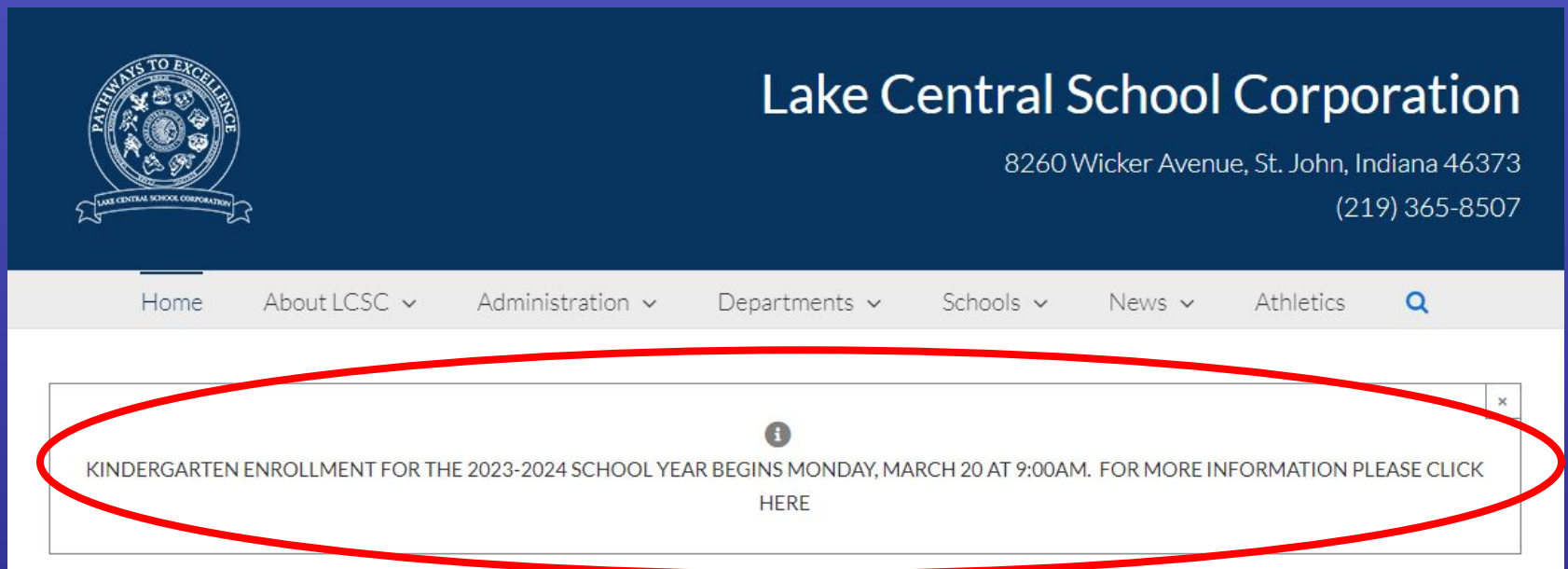
WHAT DO I NEED?

- Official Birth Certificate
- Driver's License (with current residency)
- Two Proofs of Residency
 - utility bill (with name and address)
 - property deed or contract to purchase
 - mortgage statement
 - rental agreement or lease
 - Lake County tax bill
 - bank statement


KINDERGARTEN ENROLLMENT INFORMATION

Information can be found on the
Lake Central Corporation website

<https://lcsc.us/>



The screenshot shows the top section of the Lake Central School Corporation website. The header is dark blue with the LCSC logo on the left, which includes the text "PATHWAYS TO EXCELLENCE" and "LAKE CENTRAL SCHOOL CORPORATION". To the right of the logo, the text "Lake Central School Corporation" is displayed in white, followed by the address "8260 Wicker Avenue, St. John, Indiana 46373" and the phone number "(219) 365-8507". Below the header is a light gray navigation bar with links: "Home", "About LCSC", "Administration", "Departments", "Schools", "News", and "Athletics", each with a dropdown arrow. A search icon is on the far right. Below the navigation bar, a white announcement box is highlighted with a red oval. It contains an information icon, the text "KINDERGARTEN ENROLLMENT FOR THE 2023-2024 SCHOOL YEAR BEGINS MONDAY, MARCH 20 AT 9:00AM. FOR MORE INFORMATION PLEASE CLICK HERE", and a close button in the top right corner.

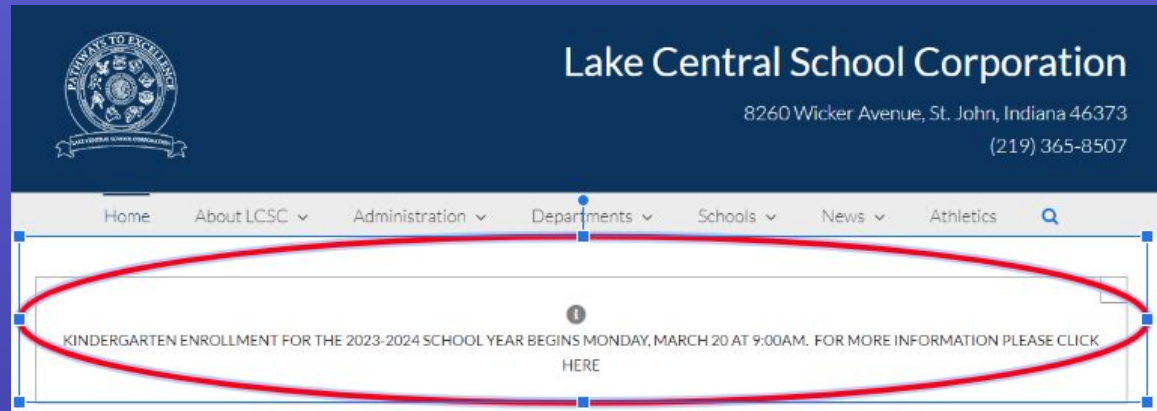
 **Lake Central School Corporation**
8260 Wicker Avenue, St. John, Indiana 46373
(219) 365-8507

Home About LCSC Administration Departments Schools News Athletics

KINDERGARTEN ENROLLMENT FOR THE 2023-2024 SCHOOL YEAR BEGINS MONDAY, MARCH 20 AT 9:00AM. FOR MORE INFORMATION PLEASE CLICK HERE

KINDERGARTEN INFORMATION

<https://lcsc.us/>



Kindergarten Registration

2022-2023 School Year Kindergarten Enrollment

PRE-ENROLLMENT
INFORMATIONAL MEETING
(UPDATED WITH NEW
MEETING DATE)

ENROLLMENT INFORMATION

NEW STUDENT ONLINE
ENROLLMENT INSTRUCTIONS

INFORMATION FROM THE
SCHOOL NURSES

ONLINE ENROLLMENT

<https://lcsc.us/>

Visit the Lake Central
School Corporation
website and scroll
down to the button
Online Enrollment



Online Enrollment



The screenshot shows the Lake Central School Corporation website. At the top, the header includes the school's name, address (8260 Wicker Avenue, St. John, Indiana 46273), and phone number ((219) 365-8507). Below the header is a navigation menu with links: Home, About LCSC, Administration, Departments, Schools, News, and Athletics. A search bar is also present. The main content area features several red alert boxes with white text and warning icons. The first alert states: "DUE TO WEATHER, IN PERSON SCHOOL HAS BEEN CANCELED ON TUESDAY 2/16/21 AND ALL STUDENTS WILL PARTICIPATE IN SELF-PACED LEARNING. PLEASE CLICK HERE FOR MORE INFORMATION." The second alert states: "THE LCSC SCHOOL BOARD MEETING SCHEDULED FOR TUESDAY 2/16/21 HAS BEEN MOVED TO WEDNESDAY 2/17/21." The third alert says "KG REGISTRATION PAGE". The fourth alert says "CLEARNING HELP PAGE". The fifth alert says "LCSC COVID-19 INFORMATION PAGE". The sixth alert says "FOOD ASSISTANCE FOR INDIANA FAMILIES. CLICK HERE." Below the alerts is a photo of a group of students and staff standing in front of a school building, with a caption: "Yolling Elementary was recognized as a National Blue Ribbon School on Friday November 13, 2020." At the bottom, there is a "Quick Links" section with icons and labels for: District Data Dashboard, Standard Response Protocol, Skyward, Canvas, Clever, Eventlink, School Store, Food Service, Transportation, and Online Enrollment. The "Online Enrollment" link is circled in red. Below the quick links are sections for "Important News" and "Twitter".

ONLINE ENROLLMENT

<https://lcsc.us/>



Lake Central School Corporation

8260 Wicker Avenue, St. John, Indiana 46373

(219) 365-8507

[Home](#)

[About LCSC](#) ▾

[Administration](#) ▾

[Departments](#) ▾

[Schools](#) ▾

[News](#) ▾

[Athletics](#)



New Enrollments



Enrollment
Procedures



Online Enrollment
Application



State Work Survey



Bus Information



Food Services



Skyward Parent
Access

HOW TO ENROLL

Enrollment Requirements

- I am new to the Lake Central School Corporation. Enrollment Procedures
- I have a preschool student in Lake Central but no older siblings. Enrollment Procedures
- I have an older child in the system and have a Skyward account. Log into your Skyward account and add your kindergarten student by clicking NEW TO DISTRICT ONLINE ENROLL.

DETAILED ENROLLMENT INFORMATION

Click on the pencil to
get enrollment
directions



HOME LANGUAGE SURVEY

Read the Home Language
Survey carefully

REVIEWED BY OFFICE

- Boundary check
- Residency check
- Age check
- Home Language Survey check

When enrollment is completed, it will be confirmed and processed by the school secretary.



ENROLLMENT CONFIRMED

- Once your child's enrollment has been processed and confirmed you will get an email from the school secretary.
- Nurse information
 - Physical forms and immunization forms can be sent in with your child during the first week of school. Click on Nurse Information for additional information.



Nurse Information

Lake Central Preschool Students

- Children enrolled in Lake Central preschool who meet age requirements must still go through the enrollment process



Great Emphasis on Listening Activities and Language Development

- ability to talk to others
- to use verbal skills to solve problems (grab items or hit)
- to exchange ideas and ask questions
- to listen to others without interrupting
- to listen to stories and directions and retell

LANGUAGE DEVELOPMENT GAMES (Memory, board games, singing, dramatic play)

Social and Emotional Development

- to develop a positive self image
- to like school
- to follow directions willingly
- to develop a sense of responsibility
- to increase self-reliance



THE ADVENTURE CLUB

<https://theadventureclub.com/>



All our elementary schools have The Adventure Club available to parents before and after school. (219) 865-6283



Fine Motor



- Forming letters top to bottom
- Holding a pencil correctly and form letters-golf pencils, broken crayons
- OT Video for Parents
- Correct pencil grip
- Scissors trick
- Nuts and bolts
- Playdoh
- Fancy scissors
- Shaving Cream
- Chalk
- Pipe cleaners
- Pom Poms and tweezers
- Lacing beads
- Legos
- Cars over sidewalk chalk letters
- [Link to Fine Motor Ideas](#)



© SensoryLifestyle.com

Apps

Starfall ABC
Reading Eggs
ABC Mouse

Starfall Learn to Read
Teach Monster
ABCYA Games

Phonics Genius
Dragon Box Numbers
Numbershapes.com

